




next generation led

info@nextgenerationled.be
www.nextgenerationled.be
Tel + 32 53 71 09 42

TL BAKERY



Properties

- Lifespan L70 %: > 35.000 hours
- SMD2835 (Surface Mounted Device)
- Energy savings up to 70%
- Aluminum cooling surface
- Built in driver
- Flicker free to reduce the eyestrain
- Will not break when dropped
- Environment friendly : no mercury or toxic gasses
- 80% more efficiency compared to traditional fluorescent
- Immediate start regardless of temperature or humidity
- Makes bread products appetizing, resulting in higher sales
- Less heat radiation increases the shelf life of the exposed products
- Retro-fit = easy installation
- Warranty: 3 years

Application

Supermarket, bakery, hotel buffet

Specifications

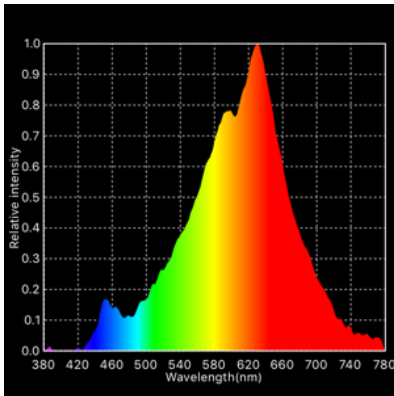
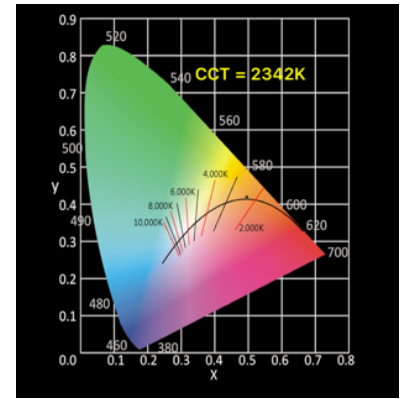
Bread Tube	45 CM	60 CM	90 CM	120 CM	150 CM
Power	6 W	10 W	15 W	20 W	30 W
Input voltage	AC 85~165/ 165 ~265 V				
Diameter	26 mm				
Color temperature	2400 K				
Cover	frosted				
Powerfactor	>0.8				
Color rendering index	CRI>80				

Updated: Jan 2017



CIE 1931

The CIE color space, developed in 1931, is still used to define colors, and as a reference for other color spaces. The figure is a two-dimensional display of colors of the same intensity (brightness), which is based on observations of color measurements by people.

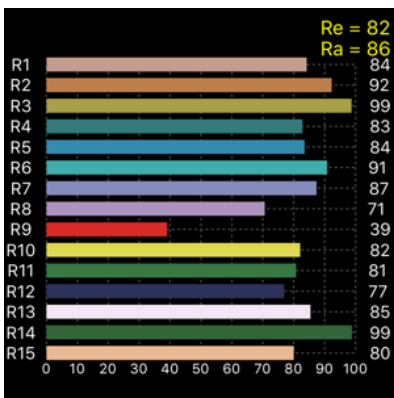
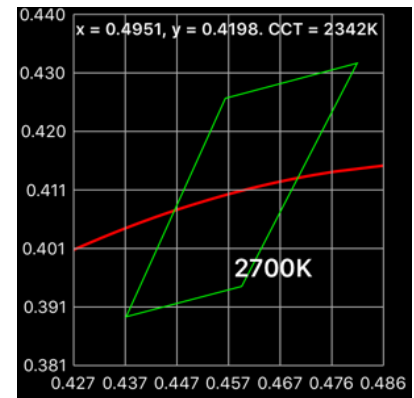


SPECTRUM

Isaac Newton used the Latin word spectrum to define the color series which arose when he dropped a bundle of sunlight through a glass prism. The color spectrum consists of the colors of the rainbow with the color sequence red-orange-yellow-green-blue-indigo-violet, which corresponds to bearish wave length (increasing frequency) of the light waves.

C78 377

ANSI C 78.377 is now the standard for color quality, as determined by the American National Standards Institute. ANSI recommends lamp manufacturers to stay within a 4-step ellipse. This means that manufacturers with a particular focus on the CIE diagram have a broad range of observable differences.



CRI HISTOGRAM

The color reproduction of a light source indicates whether the color of an object can be displayed true to nature. The graph shows whether we can accurately determine color, depending on the color rendering properties of the light source.

Ra = average of R1 to R8

Re = average of R1 to R15

R9 = saturated red. Should be as high as possible.

Bread TL 26mm

REFERENCE	LENGTH	WATT	COVER	COLOR	C.R.I.
211-0001	45 CM	6 W	FROSTED	2400 K	80
211-0002	60 CM	10 W	FROSTED	2400 K	80
211-0003	90 CM	15 W	FROSTED	2400 K	80
211-0004	120 CM	20 W	FROSTED	2400 K	80
211-0021	150 CM	30 W	FROSTED	2400 K	80

