



next generation led

info@nextgenerationled.be
www.nextgenerationled.be
Tel + 32 53 71 09 42

LED PLUG&PLAY FIXTURE



Properties

- Lifespan L80B10 %: > 50.000 hours
- Stainless steel suspension bracket
- Frosted polycarbonate (PC) diffuser
- Grey PC housing
- Glued endcaps in PC
- Environment friendly : no mercury or toxic gasses
- Philips inside: Fortimo LED line and Xitanium driver
- Immediate start regardless of temperature or humidity
- Equal light distribution and high uniformity
- Optional 1-10V and DALI.
- Optional through-wiring 1 phase or 3 phase
- Warranty: 5 years

Specifications

Plug&play Fixture	60 CM	
Power	9 W	14 W
Input voltage	AC 220 ~240 V	
Color temperature	4000 K (5000 K, 6500K available)	
Mac Adam	3 SDCM	
Color rendering index	CRI >80	
Luminous intensity	1200lm	2130lm
Size (L x W x H)[mm]	620 x 81 x 88	

Application

Office, hospital, hotel, supermarket, library, parking, corridors ...

Updated: September 2020



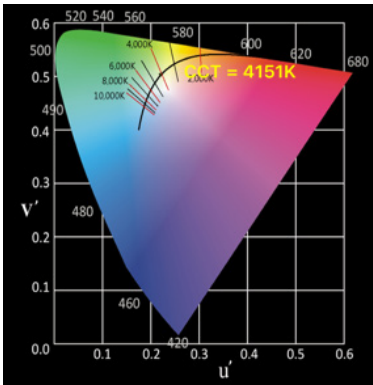
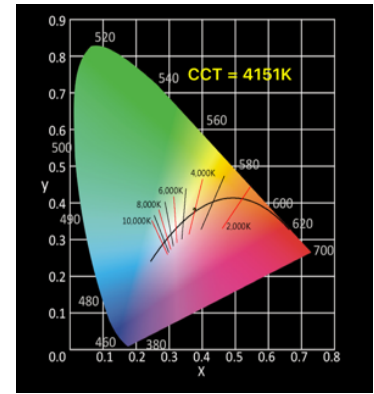
Specifications

Plug&play Fixture	120 CM			150 CM			
	Power	16 W	27 W	40 W	20 W	34 W	49 W
Input voltage	AC 220 ~240 V						
Color temperature	4000 K (5000 K, 6500K available)						
Color rendering index	CRI >80						
Mac Adam	3 SDCM						
Luminous intensity	2400lm	4340Lm	5830lm	3000lm	5440lm	7290lm	8120lm
Size (L x W x H)[mm]	1190 x 81 x 88			1490 x 81 x 88			



CIE 1931

The CIE color space, developed in 1931, is still used to define colors, and as a reference for other color spaces. The figure is a two-dimensional display of colors of the same intensity (brightness), which is based on observations of color measurements by people.

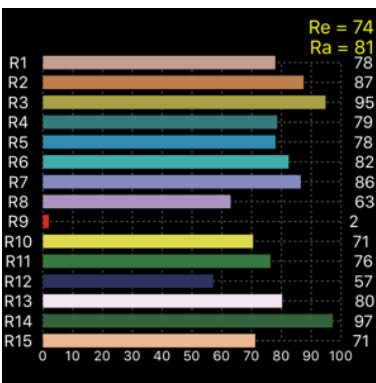
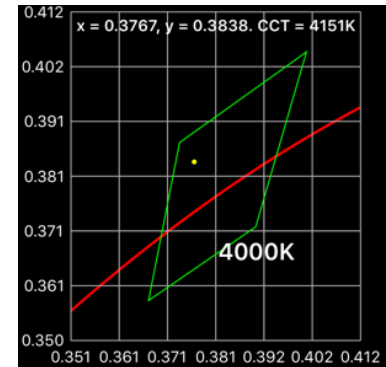


SPECTRUM

Isaac Newton used the Latin word spectrum to define the color series which arose when he dropped a bundle of sunlight through a glass prism. The color spectrum consists of the colors of the rainbow with the color sequence red-orange-yellow-green-blue-indigo-violet, which corresponds to bearish wave length (increasing frequency) of the light waves.

C78 377

ANSI C 78.377 is now the standard for color quality, as determined by the American National Standards Institute. ANSI recommends lamp manufacturers to stay within a 4-step ellipse. This means that manufacturers with a particular focus on the CIE diagram have a broad range of observable differences.



CRI HISTOGRAM

The color reproduction of a light source indicates whether the color of an object can be displayed true to nature. The graph shows whether we can accurately determine color, depending on the color rendering properties of the light source.

Ra = average of R1 to R8

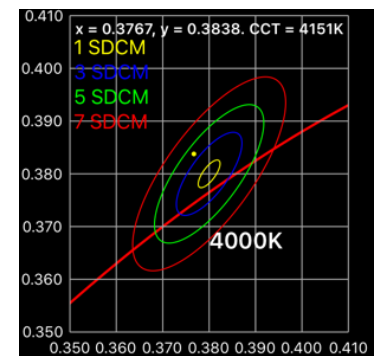
Re = average of R1 to R15

R9 = saturated red. Should be as high as possible.

SDCM

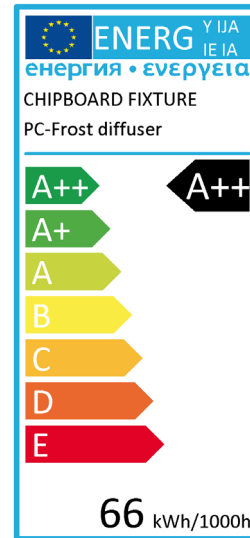
SDCM is an acronym which stands for Standard Deviation Colour Matching. SDCM has the same meaning as a "MacAdam ellipse". A 1-step MacAdam ellipse defines a zone in the CIE 1931 2 deg (xy) colour space within which the human eye cannot discern colour difference. Most LEDs are binned at the 4-7 step level, in other words you certainly can see colour differences in LEDs that are ostensibly the same colour.

SDCM	CCT @ 3000K	ΔU_V
1x	±30K	±0.0007
2x	±60K	±0.0010
4x	±100K	±0.0020
7-8x	±175K	±0.0060

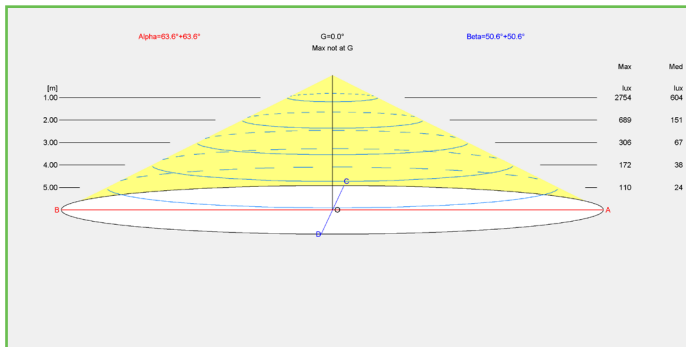


ENERGY LABEL

Electrical appliances carry an energy label. This label prints the so-called energy efficiency score in classes. These classes range from 'very energy efficient' (A++) to 'very waste of energy' (E). A more expensive new device may eventually turn out to be cheaper if the energy score is good. IPEA is the new system for luminaire energy efficiency assessment.



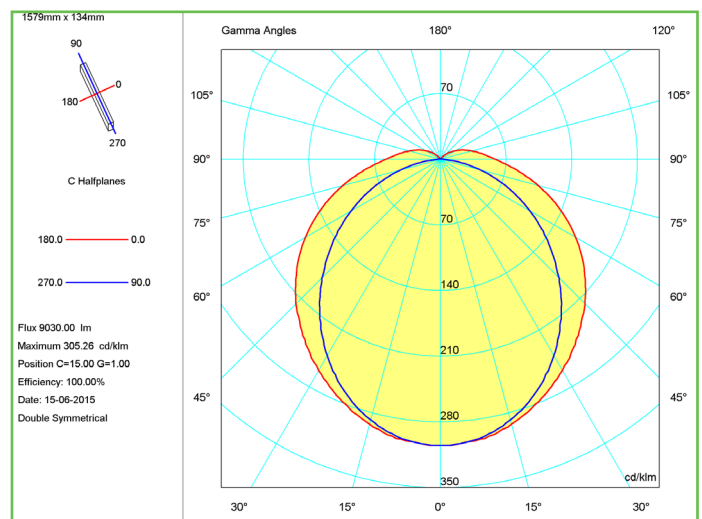
BEAM



The Illuminance Cone Diagram indicates the maximum illuminance at different distances from the fixture.

POLAR DIAGRAM

The polar luminous intensity graph illustrates the distribution of luminous intensity, in candelas, for the transverse (solid line) and axial (dashed line) planes of the luminaire. The shown curve provides a visual guide to the type of distribution expected from the luminaire e.g. wide, narrow, direct, indirect... in addition to intensity.



LED PLUG&PLAY FIXTURE

REFERENCE	WATT	LUMEN	COLOR	OPTION	COVER
800-0170 (60cm)	9 W	1200 lm	4000 K		Frosted
800-0171 (60cm)	14 W	2130 lm	4000 K		Frosted
800-0172 (120cm)	16 W	2400 lm	4000 K		Frosted
800-0173 (120cm)	27 W	4340 lm	4000 K		Frosted
800-0174 (120cm)	40 W	5830 lm	4000 K		Frosted
800-0175 (150cm)	20 W	3000 lm	4000 K		Frosted
800-0176 (150cm)	34 W	5440 lm	4000 K		Frosted
800-0177 (150cm)	49 W	7290 lm	4000 K		Frosted
800-0178 (150cm)	55 W	8120 lm	4000 K		Frosted
800-0185 (120cm)	16 W	2400 lm	4000 K	DALI	Frosted
800-0186 (120cm)	27 W	4340 lm	4000 K	DALI	Frosted
800-0187 (120cm)	40 W	5830 lm	4000 K	DALI	Frosted
800-0188 (150cm)	20 W	3000 lm	4000 K	DALI	Frosted
800-0189 (150cm)	34 W	5440 lm	4000 K	DALI	Frosted
800-0190 (150cm)	49 W	7290 lm	4000 K	DALI	Frosted
800-0191 (150cm)	55 W	8120 lm	4000 K	DALI	Frosted

