



next generation led

info@nextgenerationled.be
www.nextgenerationled.be
Tel + 32 53 71 09 42

ECO AR111



Properties

- Lifespan L70 %: > 25.000 hours
- Perfect dimming - standard Triac dimmers
- Approaches daylight spectrum
- Fast wiring driver system
- Flicker free to reduce the eyestrain
- Environment friendly : no mercury or toxic gasses
- Immediate start regardless of temperature or humidity
- Equal light distribution and high uniformity
- Warranty: 3 years

CRI >95

Dimmable


Specifications

TUNABLE AR111	AR111 15	AR111 30
Power		12 W
Luminous intensity		551 ~ 633 lm
Beam Angle	15°	30°
Input voltage		DC 12V
Color temperature		2700K - 3000K - 4000K
Color rendering index		CRI > 95
Size		111 mm x 71 mm
Temperature in use		-20° C ~ + 50° C

Application

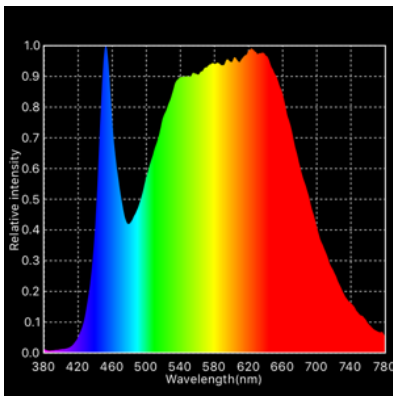
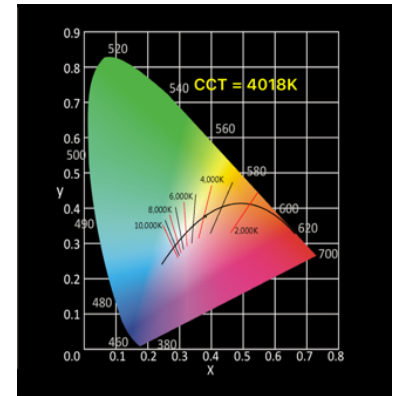
Offices, shops, showroom, exposition hall, meeting room, elevators, home applications ...

Updated: June 2017



CIE 1931

The CIE color space, developed in 1931, is still used to define colors, and as a reference for other color spaces. The figure is a two-dimensional display of colors of the same intensity (brightness), which is based on observations of color measurements by people.

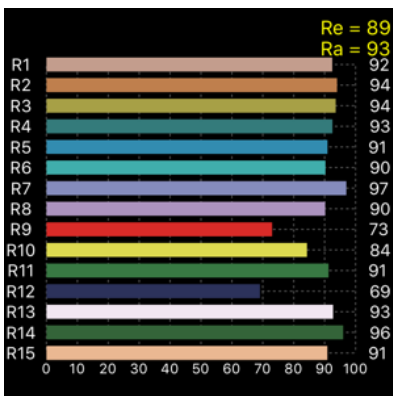
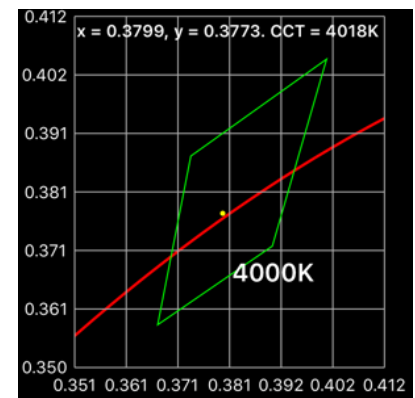


SPECTRUM

Isaac Newton used the Latin word spectrum to define the color series which arose when he dropped a bundle of sunlight through a glass prism. The color spectrum consists of the colors of the rainbow with the color sequence red-orange-yellow-green-blue-indigo-violet, which corresponds to bearish wave length (increasing frequency) of the light waves.

C78 377

ANSI C 78.377 is now the standard for color quality, as determined by the American National Standards Institute. ANSI recommends lamp manufacturers to stay within a 4-step ellipse. This means that manufacturers with a particular focus on the CIE diagram have a broad range of observable differences.



CRI HISTOGRAM

The color reproduction of a light source indicates whether the color of an object can be displayed true to nature. The graph shows whether we can accurately determine color, depending on the color rendering properties of the light source.

Ra = average of R1 to R8

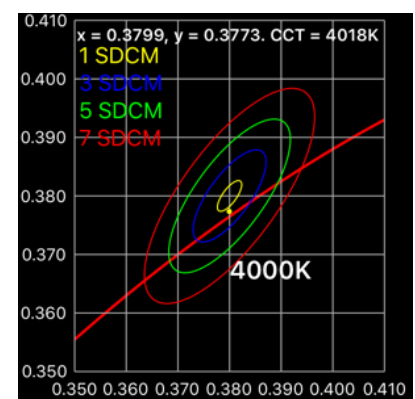
Re = average of R1 to R15

R9 = saturated red. Should be as high as possible.

SDCM

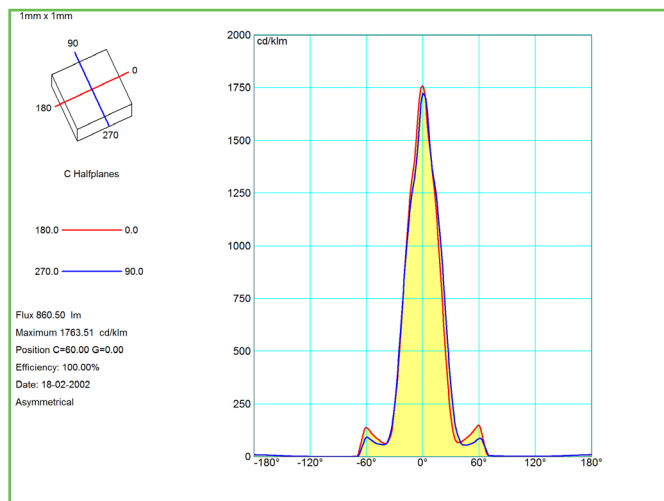
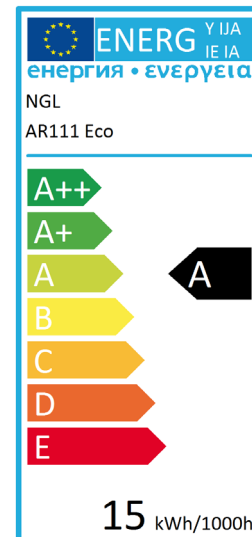
SDCM is an acronym which stands for Standard Deviation Colour Matching. SDCM has the same meaning as a "MacAdam ellipse". A 1-step MacAdam ellipse defines a zone in the CIE 1931 2 deg (xy) colour space within which the human eye cannot discern colour difference. Most LEDs are binned at the 4-7 step level, in other words you certainly can see colour differences in LEDs that are ostensibly the same colour.

SDCM	CCT @ 3000K	ΔU_V
1x	±30K	±0.0007
2x	±60K	±0.0010
4x	±100K	±0.0020
7-8x	±175K	±0.0060



ENERGYLABEL

Electrical appliances carry an energy label. This label prints the so-called energy efficiency score in classes. These classes range from 'very energy efficient' (A++) to 'very waste of energy' (E). A more expensive new device may eventually turn out to be cheaper if the energy score is good. IPEA is the new system for luminaire energy efficiency assessment.

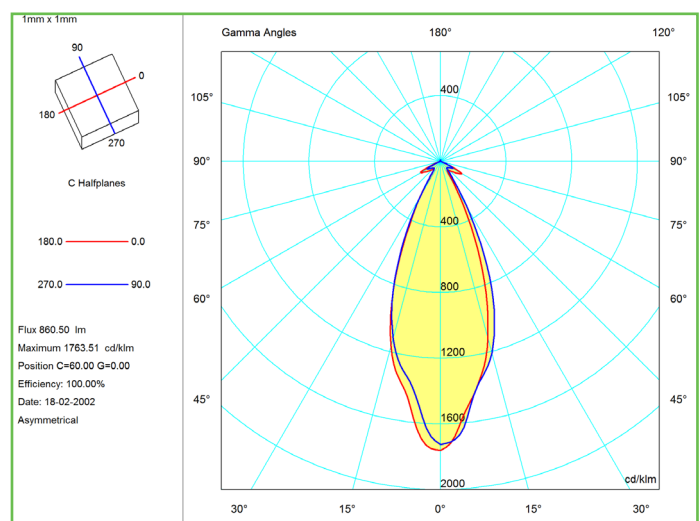


BEAM

The Illuminance Cone Diagram indicates the maximum illuminance at different distances from the fixture.

POLAR DIAGRAM

The polar luminous intensity graph illustrates the distribution of luminous intensity, in candelas, for the transverse (solid line) and axial (dashed line) planes of the luminaire. The shown curve provides a visual guide to the type of distribution expected from the luminaire e.g. wide, narrow, direct, indirect... in addition to intensity.



ECO AR111

REFERENCE	WATT	LUMEN	COLOR	BEAM ANGLE	DIMMABLE
126-0100	12 W	551 lm	2700 K	15 °	Yes
126-0105	12 W	576 lm	3000 K	15 °	Yes
126-0110	12 W	633 lm	4000 K	15 °	Yes
126-0120	12 W	690 lm	5000 K	15 °	Yes
126-0125	12 W	551 lm	2700 K	30 °	Yes
126-0130	12 W	576 lm	3000 K	30 °	Yes
126-0135	12 W	633 lm	4000 K	30 °	Yes
126-0140	12 W	690 lm	5000 K	30 °	Yes

