



next generation led

info@nextgenerationled.be
www.nextgenerationled.be
Tel + 32 53 71 09 42

DOWNLIGHTER FLIP DOWN

Properties

- Lifespan L70 %: > 35.000 hours
- 60° tilt adjustment
- Samsung LED
- Energy savings up to 80%
- Flicker free to reduce the eyestrain
- Dimmable
- Environment friendly : no mercury or toxic gasses
- External driver
- Immediate start regardless of temperature or humidity
- Equal lightdistribution and high uniformity
- Warranty: 5 years



IP 65

5j.
warranty

60° Tilt

CRI >80

Specifications

FLIP DOWN	20	28	38	48	60
Power	20 W	28 W	38 W	48 W	60 W
Luminous intensity	1950	2750	3700	4650	5950
Beam Angle	120 °				
Input voltage	AC 100 ~240 V / 50-60 Hz				
Color temperature	3000-3500 K / 4000-4500 K / 5500-6500 K				
Powerfactor	> 0.90 Pf				
Color rendering index	CRI>80				
Size downlighter	240 x 145 mm				
Height downlighter	135 mm				
Cutout opening	227 x 130 mm				

Application

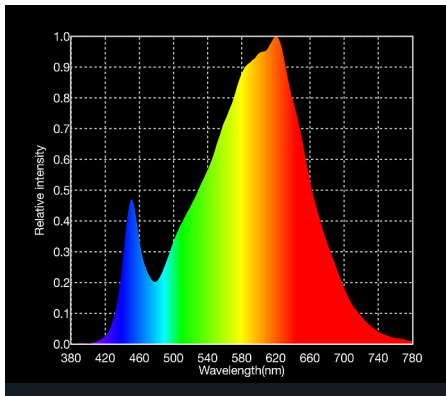
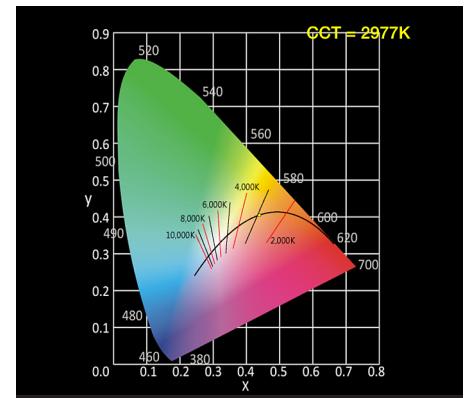
Offices, shops, showroom, exposition
hall, meetingroom,...

Updated: December 2015



CIE 1931

The CIE color space, developed in 1931, is still used to define colors, and as a reference for other color spaces. The figure is a two-dimensional display of colors of the same intensity (brightness), which is based on observations of color measurements by people.

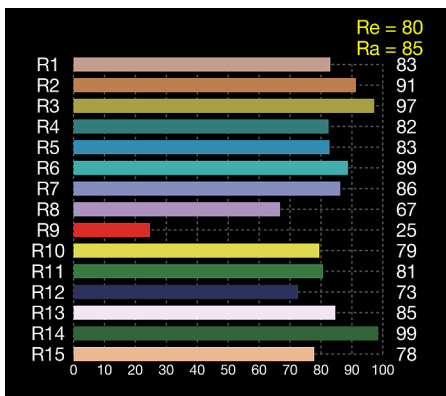
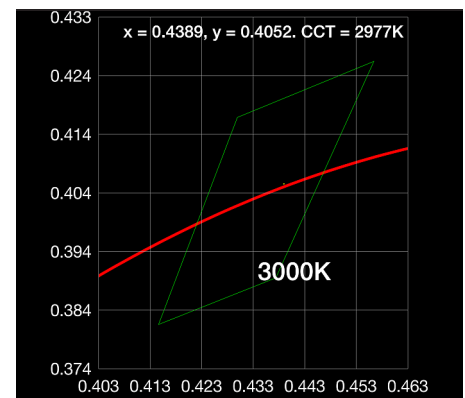


SPECTRUM

Isaac Newton used the Latin word spectrum to define the color series which arose when he dropped a bundle of sunlight through a glass prism. The color spectrum consists of the colors of the rainbow with the color sequence red-orange-yellow-green-blue-indigo-violet, which corresponds to bearish wave length (increasing frequency) of the light waves.

C78 377

ANSI C 78.377 is now the standard for color quality, as determined by the American National Standards Institute. ANSI recommends lamp manufacturers to stay within a 4-step ellipse. This means that manufacturers with a particular focus on the CIE diagram have a broad range of observable differences.



CRI HISTOGRAM

The color reproduction of a light source indicates whether the color of an object can be displayed true to nature. The graph shows whether we can accurately determine color, depending on the color rendering properties of the light source.

Ra = average of R1 to R8

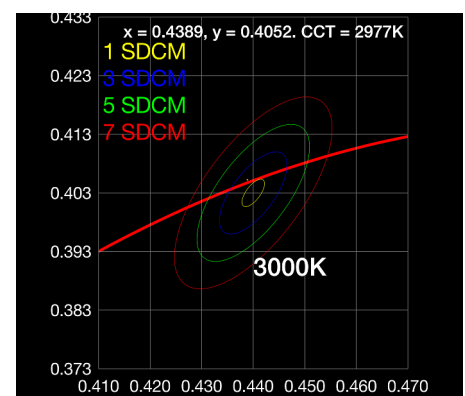
Re = average of R1 to R15

R9 = saturated red. Should be as high as possible.

SDCM

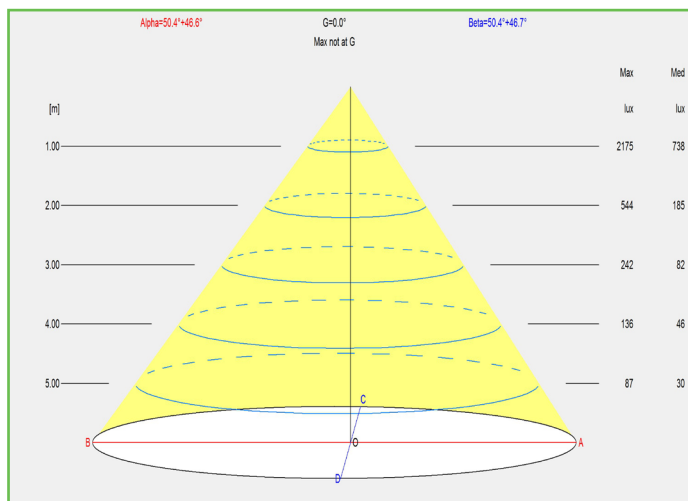
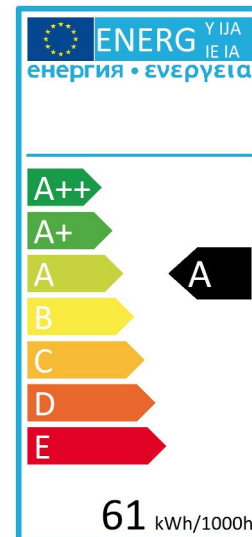
SDCM is an acronym which stands for Standard Deviation Colour Matching. SDCM has the same meaning as a "MacAdam ellipse". A 1-step MacAdam ellipse defines a zone in the CIE 1931 2 deg (xy) colour space within which the human eye cannot discern colour difference. Most LEDs are binned at the 4-7 step level, in other words you certainly can see colour differences in LEDs that are ostensibly the same colour.

SDCM	CCT @ 3000K	$\Delta U V$
1x	±30K	±0.0007
2x	±60K	±0.0010
4x	±100K	±0.0020
7-8x	±175K	±0.0060



ENERGYLABEL

Electrical appliances carry an energy label. This label prints the so-called energy efficiency score in classes. These classes range from 'very energy efficient' (A++) to 'very waste of energy' (E). A more expensive new device may eventually turn out to be cheaper if the energy score is good. IPEA is the new system for luminaire energy efficiency assessment.

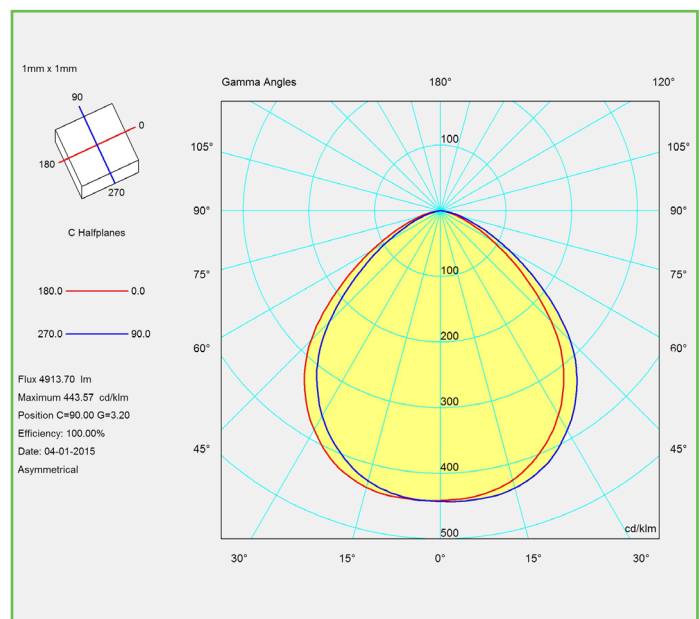


BEAM

The Illuminance Cone Diagram indicates the maximum illuminance at different distances from the fixture.

POLAR DIAGRAM

The polar luminous intensity graph illustrates the distribution of luminous intensity, in candelas, for the transverse (solid line) and axial (dashed line) planes of the luminaire. The shown curve provides a visual guide to the type of distribution expected from the luminaire e.g. wide, narrow, direct, indirect... in addition to intensity.



DOWNLIGHTER FLIP DOWN

REFERENCE	WATT	LUMEN	COLOR	ANGLE	DIMMABLE
125-0086	20 W	1950 Lm	3000 K	120°	Yes
125-0087	20 W	1950 Lm	4000 K	120°	Yes
125-0088	20 W	1950 Lm	5500 K	120°	Yes
125-0089	28 W	2750 Lm	3000 K	120°	Yes
125-0090	28 W	2750 Lm	4000 K	120°	Yes
125-0091	28 W	2750 Lm	5000 K	120°	Yes
125-0092	38 W	3700 Lm	3000 K	120°	Yes
125-0093	38 W	3700 Lm	4000 K	120°	Yes
125-0094	38 W	3700 Lm	5500 K	120°	Yes
125-0095	48 W	4650 Lm	3000 K	120°	Yes
125-0096	48 W	4650 Lm	4000 K	120°	Yes
125-0097	48 W	4650 Lm	5500 K	120°	Yes
125-0098	60 W	5950 Lm	3000 K	120°	Yes
125-0099	60 W	5950 Lm	4000 K	120°	Yes
125-0100	60 W	5950 Lm	5500 K	120°	Yes

