

ASSEMBLY AND OPERATION INSTRUCTION MANUAL

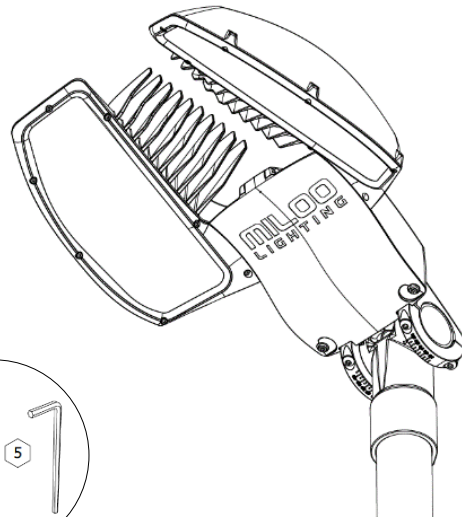


NOTICE

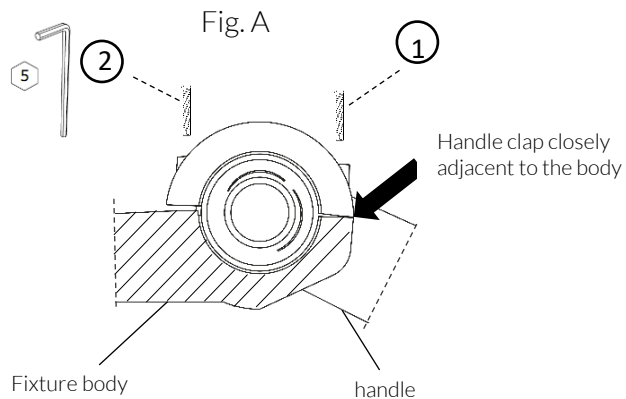
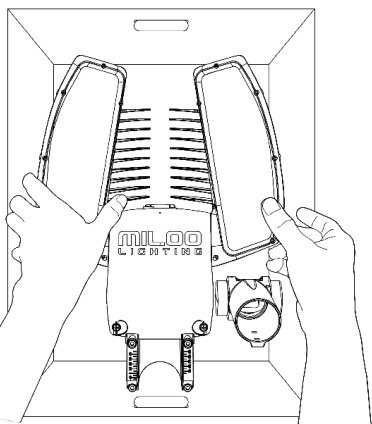
The fixture should be assembled by a person with a proper licence.

SAFETY INSTRUCTIONS

Before commencing any work with the fixture, cut off the main power first!



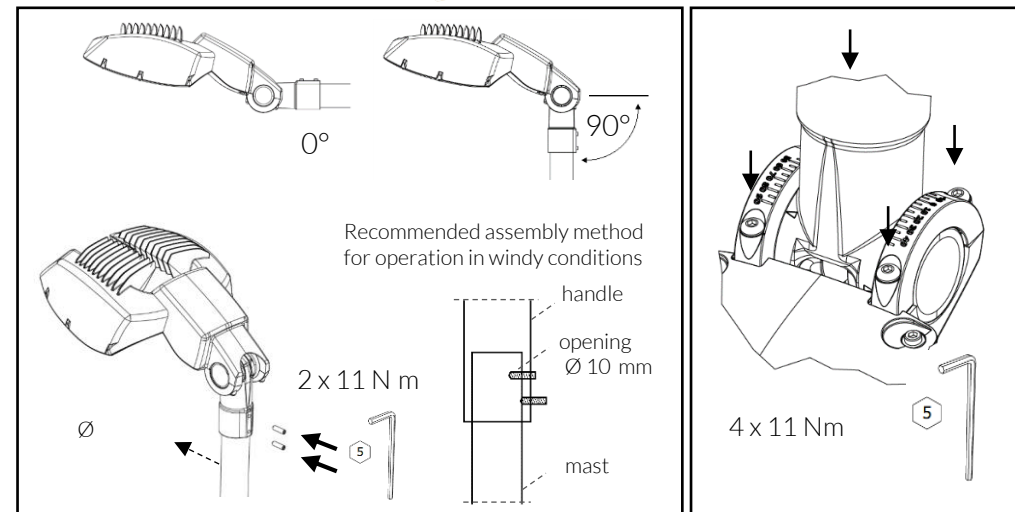
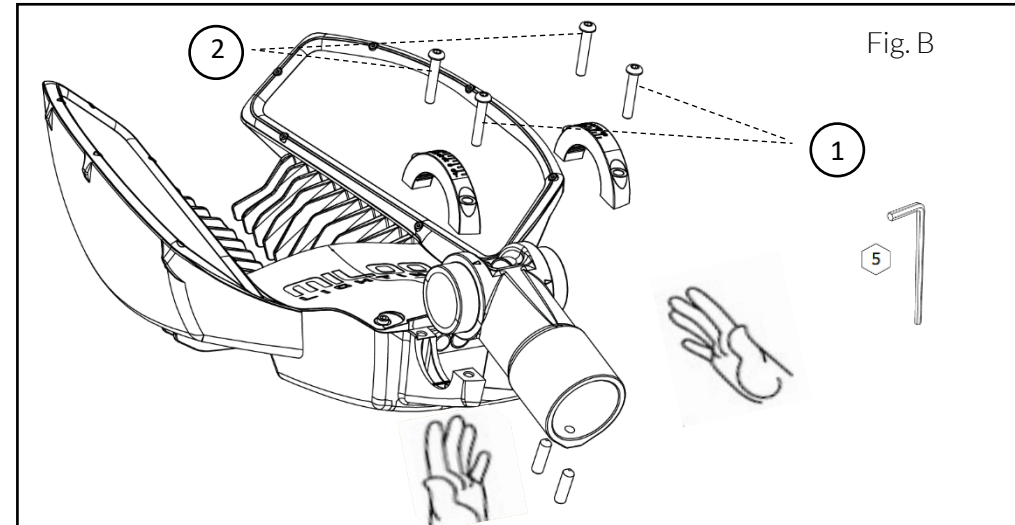
Handle and body of Scorpio fixture are packed separately.



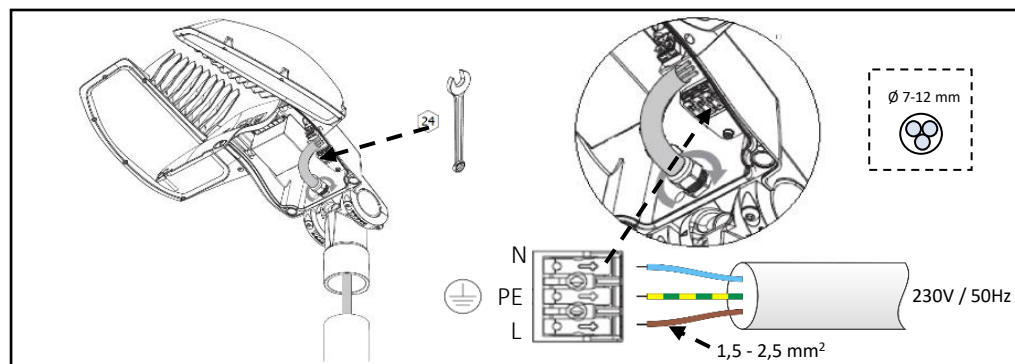
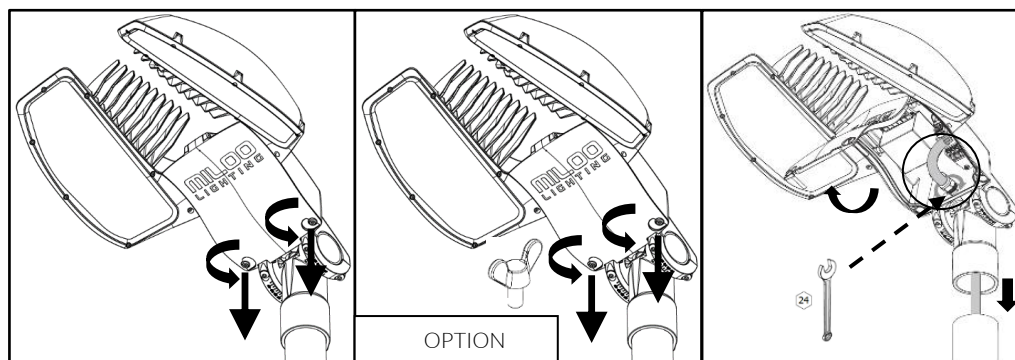
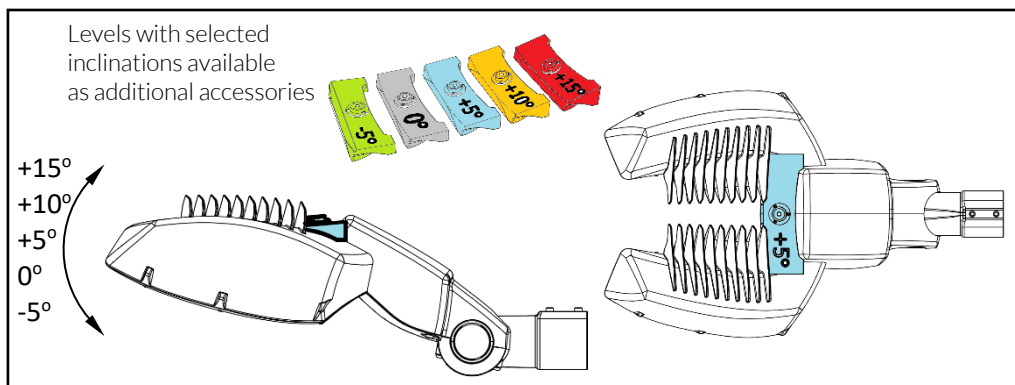
Page 1/4

Order of fixture assembly after removing from package:

1. Position curved clamps according to Fig. A and tighten with screws ① first and then with screws ② (Fig. B).
2. Adjust inclination of fixture according to requirements (levels with selected inclinations available as accessories).



Page 2/4



MAINTENANCE:

In order to guarantee optimum luminous flux emitted from the fixture, the safety cover should be periodically maintained. Use generally available cleaning agents. Do not use water jet. Do not use corrosive agents and solvents. Use a soft cloth to wipe the fixture dry.

PRODUCT GUARANTEE:

1. This product by MILOO-ELECTRONICS Sp. z o. o. company has been designed and manufactured according to applicable standards. Proper functioning and user safety are guaranteed by quality controls performed during the manufacturing process. MILOO-ELECTRONICS Sp. z o. o. company grants a guarantee for proper quality and functioning of light fixture.
2. The guarantee does not cover damages on third objects.
3. The guarantee consists in repair or replacement of damaged parts according to the manufacturer's choice.
4. The guarantee does not cover the damage of parts subject to wear and tear, damages and defects caused by improper operation or maintenance.
5. The manufacturer shall remove defects related to material or workmanship.
6. The guarantee is granted only provided that the fixture (not disassembled) together with a short description of the defect, receipt, proof of purchase (with date of purchase and shop's stamp) or a copy of the invoice is sent or delivered to MILOO-ELECTRONICS Sp. z o. o.

For general terms of guarantee go to:
<http://www.emiloo.pl/pliki-do-pobrania/ogolne-warunki-gwarancji.html>

REPAIR SERVICE:

In case of defects that are covered by the guarantee, please send or deliver the product to our company address. After the period of guarantee or in case of defects not covered by the guarantee, the after-guarantee repairs are performed by our company service. Please send or deliver the lamp to the manufacturer's address for inspection and individual evaluation.



Light source used in the fixture should be replaced only by the manufacturer or its service representative, or a similarly qualified person.

Due to constant development of our products, we reserve the right to introduce construction changes in the fixtures and to update parameters.

Reviewed: 14/06/2018